

SAMPLE DETAILS
SAMPLE NAME: 15 mg D9 Gummies

Infused, Solid Edible

CULTIVATOR / MANUFACTURER
Business Name:
License Number:
Address:
DISTRIBUTOR / TESTED FOR
Business Name: Maven Bioscience - CA

License Number:
Address:
SAMPLE DETAIL
Batch Number: 260407-M15

Sample ID: 260420L027

Date Collected: 04/20/2026

Date Received: 04/20/2026

Batch Size:
Sample Size: 16.0 units

Unit Mass: 170.5 grams per Unit

Serving Size: 5.5 grams per Serving


Scan QR code to verify authenticity of results.

CANNABINOID ANALYSIS - SUMMARY
Total THC: 454.383 mg/unit

Total CBD: <LOQ

Sum of Cannabinoids: 454.383 mg/unit


Total Cannabinoids: 454.383 mg/unit


Total THC/CBD is calculated using the following formulas to take into account the loss of a carboxyl group during the decarboxylation step:


 $Total\ THC = \Delta^9\text{-THC} + (THCa\ (0.877))$
 $Total\ CBD = CBD + (CBDa\ (0.877))$
 $Sum\ of\ Cannabinoids = \Delta^9\text{-THC} + THCa + CBD + CBDa + CBG + CBGa +$
 $THCV + THCVa + CBC + CBCa + CBDV + CBDVa + \Delta^8\text{-THC} + CBL + CBN$
 $Total\ Cannabinoids = (\Delta^9\text{-THC} + 0.877*THCa) + (CBD + 0.877*CBDa) +$
 $(CBG + 0.877*CBGa) + (THCV + 0.877*THCVa) + (CBC + 0.877*CBCa) +$
 $(CBDV + 0.877*CBDVa) + \Delta^8\text{-THC} + CBL + CBN$
TERPENOID ANALYSIS - SUMMARY

39 TESTED, TOP 3 HIGHLIGHTED


Total Terpenoids: <LOQ




 Fenhone <LOQ

SAFETY ANALYSIS - SUMMARY
Pesticides:  PASS

Residual Solvents:  PASS

Heavy Metals:  PASS

Microbiology (PCR):  PASS

Microbiology (Plating): ND

For quality assurance purposes. Not a Regulatory Hemp Lab Test Report. These results relate only to the sample included on this report. This report shall not be reproduced, except in full, without written approval of the laboratory.

Sample Certification: California Code of Regulations Title 4 Division 19. Department of Cannabis Control Business and Professions Code. Reference: Sections 26100, 26104 and 26110, Business and Professions Code.

Decision Rule: Statements of conformity (e.g. Pass/Fail) to specifications are made in this report without taking measurement uncertainty into account. Where statements of conformity are made in this report, the following decision rules are applied: PASS - Results within limits/specifications, FAIL - Results exceed limits/specifications.

References: limit of detection (LOD), limit of quantification (LOQ), not detected (ND), not tested (NT), µg/g = ppm, µg/kg = ppb, too numerous to count >250 cfu/plate (TNTC), colony-forming unit (cfu)

Michael Savala
 LQC verified by: Michael Savala
 Job Title: Laboratory Technician II
 Date: 04/24/2026

Josh Wurzer
 Approved by: Josh Wurzer
 Chief Compliance Officer
 Date: 04/24/2026




Cannabinoid Analysis

Tested by high-performance liquid chromatography with diode-array detection (HPLC-DAD).

Method: QSP 1157 - Analysis of Cannabinoids by HPLC-DAD

TOTAL THC: 454.383 mg/unit

Total THC (Δ^9 -THC+0.877*THCa)

TOTAL CBD: <LOQ

Total CBD (CBD+0.877*CBDa)

TOTAL CANNABINOIDS: 454.383 mg/unit

Total Cannabinoids (Total THC) + (Total CBD) + (Total CBG) + (Total THCV) + (Total CBC) + (Total CBDV) + Δ^8 -THC + CBL + CBN

TOTAL CBG: ND

Total CBG (CBG+0.877*CBGa)

TOTAL THCV: ND

Total THCV (THCV+0.877*THCVa)

TOTAL CBC: ND

Total CBC (CBC+0.877*CBCa)

TOTAL CBDV: ND

Total CBDV (CBDV+0.877*CBDVa)

CANNABINOID TEST RESULTS - 04/21/2026

COMPOUND	LOD/LOQ (mg/g)	MEASUREMENT UNCERTAINTY (mg/g)	RESULT (mg/g)	RESULT (%)
Δ^9 -THC	0.040 / 0.280	± 0.1463	2.665	0.2665
CBD	0.080 / 0.220	N/A	<LOQ	<LOQ
Δ^8 -THC	0.20 / 0.40	N/A	ND	ND
THCa	0.020 / 0.100	N/A	ND	ND
THCV	0.040 / 0.240	N/A	ND	ND
THCVa	0.040 / 0.380	N/A	ND	ND
CBDa	0.020 / 0.520	N/A	ND	ND
CBDV	0.040 / 0.240	N/A	ND	ND
CBDVa	0.020 / 0.360	N/A	ND	ND
CBG	0.040 / 0.120	N/A	ND	ND
CBGa	0.040 / 0.140	N/A	ND	ND
CBL	0.060 / 0.200	N/A	ND	ND
CBN	0.020 / 0.140	N/A	ND	ND
CBC	0.060 / 0.200	N/A	ND	ND
CBCa	0.020 / 0.300	N/A	ND	ND
SUM OF CANNABINOIDS			2.665 mg/g	0.2665%

Unit Mass: 170.5 grams per Unit / Serving Size: 5.5 grams per Serving

Δ^9 -THC per Unit	454.383 mg/unit
Δ^9 -THC per Serving	14.658 mg/serving
Total THC per Unit	454.383 mg/unit
Total THC per Serving	14.658 mg/serving
CBD per Unit	<LOQ
CBD per Serving	<LOQ
Total CBD per Unit	<LOQ
Total CBD per Serving	<LOQ
Sum of Cannabinoids per Unit	454.383 mg/unit
Sum of Cannabinoids per Serving	14.658 mg/serving
Total Cannabinoids per Unit	454.383 mg/unit
Total Cannabinoids per Serving	14.658 mg/serving



Terpenoid Analysis

Terpene analysis utilizing gas chromatography-flame ionization detection (GC-FID).

Method: QSP 1192 - Analysis of Terpenoids by GC-FID

1 Fenchone

A monoterpene ketone that has a fragrance that can be described as being similar to camphor with an herbal, woody and fresh scent. It is a constituent of absinthe. Found in lavender, wormwood, cedarleaf, fennel, tansy...etc.

TERPENOID TEST RESULTS - 04/21/2026

COMPOUND	LOD/LOQ (mg/g)	MEASUREMENT UNCERTAINTY (mg/g)	RESULT (mg/g)	RESULT (%)
Fenchone	0.009 / 0.036	N/A	<LOQ	<LOQ
α-Bisabolol	0.008 / 0.026	N/A	ND	ND
α-Cedrene	0.005 / 0.016	N/A	ND	ND
α-Humulene	0.009 / 0.180	N/A	ND	ND
α-Phellandrene	0.006 / 0.036	N/A	ND	ND
α-Pinene	0.005 / 0.036	N/A	ND	ND
α-Terpinene	0.005 / 0.017	N/A	ND	ND
β-Caryophyllene	0.004 / 0.012	N/A	ND	ND
β-OCimene	0.006 / 0.025	N/A	ND	ND
β-Pinene	0.004 / 0.014	N/A	ND	ND
Borneol	0.005 / 0.016	N/A	ND	ND
Camphene	0.005 / 0.015	N/A	ND	ND
Camphor	0.006 / 0.036	N/A	ND	ND
Caryophyllene Oxide	0.010 / 0.033	N/A	ND	ND
Cedrol	0.008 / 0.027	N/A	ND	ND
Citronellol	0.003 / 0.036	N/A	ND	ND
Δ ³ -Carene	0.005 / 0.018	N/A	ND	ND
Eucalyptol	0.006 / 0.018	N/A	ND	ND
Fenchol	0.010 / 0.036	N/A	ND	ND
γ-Terpinene	0.006 / 0.018	N/A	ND	ND
Geraniol	0.002 / 0.036	N/A	ND	ND
Geranyl Acetate	0.004 / 0.036	N/A	ND	ND
Guaial	0.009 / 0.030	N/A	ND	ND
Isoborneol	0.004 / 0.012	N/A	ND	ND
Isopulegol	0.005 / 0.036	N/A	ND	ND
Limonene	0.005 / 0.036	N/A	ND	ND
Linalool	0.009 / 0.036	N/A	ND	ND
Menthol	0.008 / 0.025	N/A	ND	ND
Myrcene	0.008 / 0.025	N/A	ND	ND
Nerol	0.003 / 0.036	N/A	ND	ND
Nerolidol	0.006 / 0.021	N/A	ND	ND
p-Cymene	0.005 / 0.016	N/A	ND	ND
Pulegone	0.003 / 0.011	N/A	ND	ND
Sabinene	0.004 / 0.014	N/A	ND	ND
Sabinene Hydrate	0.006 / 0.036	N/A	ND	ND
Terpineol	0.009 / 0.031	N/A	ND	ND
Terpinolene	0.008 / 0.036	N/A	ND	ND
trans-β-Farnesene	0.008 / 0.025	N/A	ND	ND
Valencene	0.009 / 0.180	N/A	ND	ND
TOTAL TERPENOIDS			<LOQ	<LOQ



Pesticide Analysis

PESTICIDE TEST RESULTS - 04/21/2026 ✔ PASS

Pesticide and plant growth regulator analysis utilizing high-performance liquid chromatography-mass spectrometry (HPLC-MS) or gas chromatography-mass spectrometry (GC-MS).

*GC-MS utilized where indicated.

Method: QSP 1212 - Analysis of Pesticides and Mycotoxins by LC-MS or QSP 1213 - Analysis of Pesticides by GC-MS

COMPOUND	LOD/LOQ (µg/g)	ACTION LIMIT (µg/g)	MEASUREMENT UNCERTAINTY (µg/g)	RESULT (µg/g)	RESULT
Abamectin	0.032 / 0.097	0.3	N/A	ND	PASS
Acephate	0.006 / 0.018	5	N/A	ND	PASS
Acequinocyl	0.009 / 0.027	4	N/A	ND	PASS
Acetamiprid	0.016 / 0.049	5	N/A	ND	PASS
Aldicarb	0.030 / 0.090	≥ LOD	N/A	ND	PASS
Allethrin	0.030 / 0.092		N/A	ND	
Atrazine	0.006 / 0.019		N/A	ND	
Azadirachtin	0.082 / 0.248		N/A	ND	
Azoxystrobin	0.003 / 0.009	40	N/A	ND	PASS
Benzovindiflupyr	0.003 / 0.009		N/A	ND	
Bifenazate	0.003 / 0.009	5	N/A	ND	PASS
Bifenthrin	0.021 / 0.064	0.5	N/A	ND	PASS
Boscalid	0.003 / 0.009	10	N/A	ND	PASS
Buprofezin†	0.006 / 0.019		N/A	ND	
Carbaryl	0.007 / 0.020	0.5	N/A	ND	PASS
Carbofuran	0.003 / 0.008	≥ LOD	N/A	ND	PASS
Chlorantraniliprole	0.006 / 0.018	40	N/A	ND	PASS
Chlorfenapyr*	0.005 / 0.015	≥ LOD	N/A	ND	PASS
Chlorpyrifos	0.013 / 0.039	≥ LOD	N/A	ND	PASS
Clofentezine	0.003 / 0.009	0.5	N/A	ND	PASS
Clothianidin	0.008 / 0.025		N/A	ND	
Coumaphos	0.003 / 0.010	≥ LOD	N/A	ND	PASS
Cyantraniliprole	0.003 / 0.010		N/A	ND	
Cyfluthrin	0.052 / 0.159	1	N/A	ND	PASS
Cypermethrin	0.051 / 0.153	1	N/A	ND	PASS
Cyprodinil†	0.003 / 0.008		N/A	ND	
Daminozide	0.026 / 0.077	≥ LOD	N/A	ND	PASS
Deltamethrin	0.059 / 0.180		N/A	ND	
Diazinon	0.006 / 0.017	0.2	N/A	ND	PASS
Dichlorvos (DDVP)	0.012 / 0.038	≥ LOD	N/A	ND	PASS
Dimethoate	0.003 / 0.009	≥ LOD	N/A	ND	PASS
Dimethomorph	0.016 / 0.050	20	N/A	ND	PASS
Dinotefuran	0.010 / 0.030		N/A	ND	
Diuron	0.013 / 0.040		N/A	ND	
Dodemorph	0.012 / 0.035		N/A	ND	
Endosulfan sulfate	0.016 / 0.048		N/A	ND	
Endosulfan-α*	0.004 / 0.014		N/A	ND	
Endosulfan-β*	0.006 / 0.019		N/A	ND	
Ethoprophos	0.003 / 0.009	≥ LOD	N/A	ND	PASS
Etofenprox	0.014 / 0.042	≥ LOD	N/A	ND	PASS
Etoxazole	0.007 / 0.020	1.5	N/A	ND	PASS

Continued on next page



Pesticide Analysis *Continued*

PESTICIDE TEST RESULTS - 04/21/2026 *continued* ✔ **PASS**

COMPOUND	LOD/LOQ (µg/g)	ACTION LIMIT (µg/g)	MEASUREMENT UNCERTAINTY (µg/g)	RESULT (µg/g)	RESULT
Etridiazole*	0.002 / 0.005		N/A	ND	
Fenhexamid	0.003 / 0.008	10	N/A	ND	PASS
Fenoxycarb	0.003 / 0.010	≥ LOD	N/A	ND	PASS
Fenpyroximate	0.007 / 0.020	2	N/A	ND	PASS
Fensulfothion	0.003 / 0.010		N/A	ND	
Fenthion	0.003 / 0.010		N/A	ND	
Fenvalerate [‡]	0.033 / 0.099		N/A	ND	
Fipronil	0.003 / 0.010	≥ LOD	N/A	ND	PASS
Flonicamid	0.007 / 0.022	2	N/A	ND	PASS
Fludioxonil	0.003 / 0.010	30	N/A	ND	PASS
Fluopyram [‡]	0.003 / 0.009		N/A	ND	
Hexythiazox	0.003 / 0.010	2	N/A	ND	PASS
Imazalil	0.003 / 0.009	≥ LOD	N/A	ND	PASS
Imidacloprid	0.003 / 0.010	3	N/A	ND	PASS
Iprodione	0.077 / 0.233		N/A	ND	
Kinoprene	0.077 / 0.233		N/A	ND	
Kresoxim-methyl	0.006 / 0.019	1	N/A	ND	PASS
λ-Cyhalothrin	0.068 / 0.206		N/A	ND	
Malathion	0.003 / 0.009	5	N/A	ND	PASS
Metalaxyl	0.003 / 0.010	15	N/A	ND	PASS
Methiocarb	0.003 / 0.008	≥ LOD	N/A	ND	PASS
Methomyl	0.008 / 0.025	0.1	N/A	ND	PASS
Methoprene	0.172 / 0.521		N/A	ND	
Mevinphos	0.008 / 0.024	≥ LOD	N/A	ND	PASS
MGK-264	0.015 / 0.047		N/A	ND	
Myclobutanil	0.003 / 0.009	9	N/A	ND	PASS
Naled	0.021 / 0.064	0.5	N/A	ND	PASS
Novaluron	0.002 / 0.005		N/A	ND	
Oxamyl	0.017 / 0.051	0.2	N/A	ND	PASS
Paclobutrazol	0.003 / 0.010	≥ LOD	N/A	ND	PASS
Parathion-methyl	0.016 / 0.050	≥ LOD	N/A	ND	PASS
Pentachloronitrobenzene (Quintozene)*	0.004 / 0.012	0.2	N/A	ND	PASS
Permethrin	0.056 / 0.168	20	N/A	ND	PASS
Phenothrin	0.016 / 0.047		N/A	ND	
Phosmet	0.007 / 0.020	0.2	N/A	ND	PASS
Piperonyl Butoxide	0.010 / 0.029	8	N/A	ND	PASS
Pirimicarb	0.003 / 0.009		N/A	ND	
Prallethrin	0.015 / 0.046	0.4	N/A	ND	PASS
Propiconazole	0.027 / 0.080	20	N/A	ND	PASS
Propoxur	0.003 / 0.008	≥ LOD	N/A	ND	PASS
Pyraclostrobin	0.003 / 0.010		N/A	ND	

Continued on next page



Pesticide Analysis *Continued*

PESTICIDE TEST RESULTS - 04/21/2026 *continued* ✔ PASS

COMPOUND	LOD/LOQ (µg/g)	ACTION LIMIT (µg/g)	MEASUREMENT UNCERTAINTY (µg/g)	RESULT (µg/g)	RESULT
Pyrethrins	0.016 / 0.049	1	N/A	ND	PASS
Pyridaben	0.005 / 0.017	3	N/A	ND	PASS
Pyriproxyfen	0.003 / 0.009		N/A	ND	
Resmethrin	0.013 / 0.039		N/A	ND	
Spinetoram	0.003 / 0.010	3	N/A	ND	PASS
Spinosad	0.003 / 0.010	3	N/A	ND	PASS
Spirodiclofen	0.031 / 0.093		N/A	ND	
Spiromesifen	0.016 / 0.050	12	N/A	ND	PASS
Spirotetramat	0.003 / 0.010	13	N/A	ND	PASS
Spiroxamine	0.020 / 0.062	≥ LOD	N/A	ND	PASS
Tebuconazole	0.003 / 0.010	2	N/A	ND	PASS
Tebufenozide	0.003 / 0.008		N/A	ND	
Teflubenzuron	0.007 / 0.022		N/A	ND	
Tetrachlorvinphos	0.003 / 0.008		N/A	ND	
Tetramethrin	0.021 / 0.063		N/A	ND	
Thiabendazole	0.006 / 0.020		N/A	ND	
Thiacloprid	0.003 / 0.009	≥ LOD	N/A	ND	PASS
Thiamethoxam	0.003 / 0.010	4.5	N/A	ND	PASS
Thiophanate-methyl	0.013 / 0.040		N/A	ND	
Trifloxystrobin	0.003 / 0.009	30	N/A	ND	PASS



Residual Solvents Analysis

RESIDUAL SOLVENTS TEST RESULTS - 04/24/2026 ✔ PASS

Residual Solvent analysis utilizing gas chromatography-mass spectrometry (GC-MS).

Method: QSP 1204 - Analysis of Residual Solvents by GC-MS

Total Butanes = n-Butane + 2-Methylpropane (Isobutane)

Total Heptanes = 2,2-Dimethylpentane (Neoheptane) + 2,3-Dimethylpentane + 2,4-Dimethylpentane + 3,3-Dimethylpentane + 2,2,3-Trimethylbutane (Triptane) + 2-Methylhexane (Isoheptane) + 3-Methylhexane + 3-Ethylpentane + n-Heptane

Total Xylenes = 1,2-Dimethylbenzene (o-Xylene) + 1,3-Dimethylbenzene (m-Xylene) / 1,4-Dimethylbenzene (p-Xylene)

COMPOUND	LOD/LOQ (µg/g)	ACTION LIMIT (µg/g)	MEASUREMENT UNCERTAINTY (µg/g)	RESULT (µg/g)	RESULT
Propane	0.234 / 0.781	5000	N/A	ND	PASS
2-Methylpropane (Isobutane)	0.052 / 0.173		N/A	ND	
n-Butane	0.019 / 0.063	5000	N/A	ND	PASS
Total Butanes				ND	
n-Pentane	0.310 / 1.033	5000	N/A	ND	PASS
n-Hexane	0.110 / 0.366	290	N/A	ND	PASS
2,2-Dimethylpentane (Neoheptane)	0.493 / 1.642		N/A	ND	
2,3-Dimethylpentane	1.009 / 3.365		N/A	ND	
2,4-Dimethylpentane	0.737 / 2.458		N/A	ND	
3,3-Dimethylpentane	0.198 / 0.660		N/A	ND	
2,2,3-Trimethylbutane (Triptane)	0.521 / 1.738		N/A	ND	
2-Methylhexane (Isoheptane)	0.610 / 2.034		N/A	ND	
3-Methylhexane	0.235 / 0.785		N/A	ND	
3-Ethylpentane	0.304 / 1.012		N/A	ND	

Continued on next page



Residual Solvents Analysis

Continued

RESIDUAL SOLVENTS TEST RESULTS - 04/24/2026 *continued* ✔ PASS

COMPOUND	LOD/LOQ (µg/g)	ACTION LIMIT (µg/g)	MEASUREMENT UNCERTAINTY (µg/g)	RESULT (µg/g)	RESULT
n-Heptane	13.12 / 43.72	5000	N/A	ND	PASS
Total Heptanes				ND	
Benzene	0.089 / 0.295	1	N/A	ND	PASS
Toluene	0.115 / 0.382	890	N/A	ND	PASS
1,3-Dimethylbenzene (m-Xylene) / 1,4-Dimethylbenzene (p-Xylene)	0.451 / 1.502		N/A	ND	
1,2-Dimethylbenzene (o-Xylene)	0.387 / 1.289		N/A	ND	
Total Xylenes		2170		ND	PASS
Methanol	53.92 / 163.4	3000	N/A	ND	PASS
Ethanol	8.984 / 27.23	5000	±0.498	31.91	PASS
2-Propanol (Isopropyl Alcohol)	8.421 / 25.52	5000	N/A	ND	PASS
Acetone	10.59 / 32.08	5000	N/A	ND	PASS
Ethyl Acetate	1.123 / 3.745	5000	N/A	ND	PASS

Heavy Metals Analysis

Heavy metal analysis utilizing inductively coupled plasma-mass spectrometry (ICP-MS).

Method: QSP 1160 - Analysis of Heavy Metals by ICP-MS

HEAVY METALS TEST RESULTS - 04/23/2026 ✔ PASS

COMPOUND	LOD/LOQ (µg/g)	ACTION LIMIT (µg/g)	MEASUREMENT UNCERTAINTY (µg/g)	RESULT (µg/g)	RESULT
Arsenic	0.02 / 0.1	1.5	N/A	ND	PASS
Cadmium	0.02 / 0.05	0.5	N/A	ND	PASS
Lead	0.04 / 0.1	0.5	N/A	ND	PASS
Mercury	0.002 / 0.01	3	N/A	ND	PASS

Microbiology Analysis

PCR AND PLATING

Analysis conducted by polymerase chain reaction (PCR) and fluorescence detection of microbiological contaminants.

Method: QSP 1221 - Analysis of Microbiological Contaminants

MICROBIOLOGY TEST RESULTS (PCR) - 04/24/2026 ✔ PASS

COMPOUND	ACTION LIMIT	RESULT	RESULT
<i>Salmonella</i> spp.	Not Detected in 1g	ND	PASS
Shiga toxin-producing <i>Escherichia coli</i>	Not Detected in 1g	ND	PASS

Analysis conducted by 3M™ Petrifilm™ and plate counts of microbiological contaminants.

Method: QSP 6794 - Plating with 3M™ Petrifilm™

MICROBIOLOGY TEST RESULTS (PLATING) - 04/24/2026 ND

COMPOUND	RESULT (cfu/g)
Coliforms	ND
Total Aerobic Bacteria	ND
Total Yeast and Mold	ND

NOTES

Sample serving mass provided by client. Sample unit mass provided by client.